

LIBRARY COURIER SERVICES

a statewide service managed by

CLiC

Colorado Library Consortium

since 2004

WWW.CLICWEB.ORG

In early 2025, CLiC initiated a study of In-Transit times to better understand material flow between libraries across Colorado. **The in-transit clock starts when a library checks out an item designated for interlibrary loan and ends when the receiving library checks in the item.** In-Transit time for an item may include: any time stored in a gray bin (waiting for pickup, or waiting for check-in) as well as any time spent in the courier system (transportation and sorting).

Why did CLiC start by looking at AspenCat?

Logic dictates that the libraries most likely to experience in-transit delays would be rural and small locations with three or fewer service days each week -- mainly AspenCat libraries. Beginning 1/27/25, CLiC began analyzing AspenCat In-Transit reports. The study concluded 3/19/25.

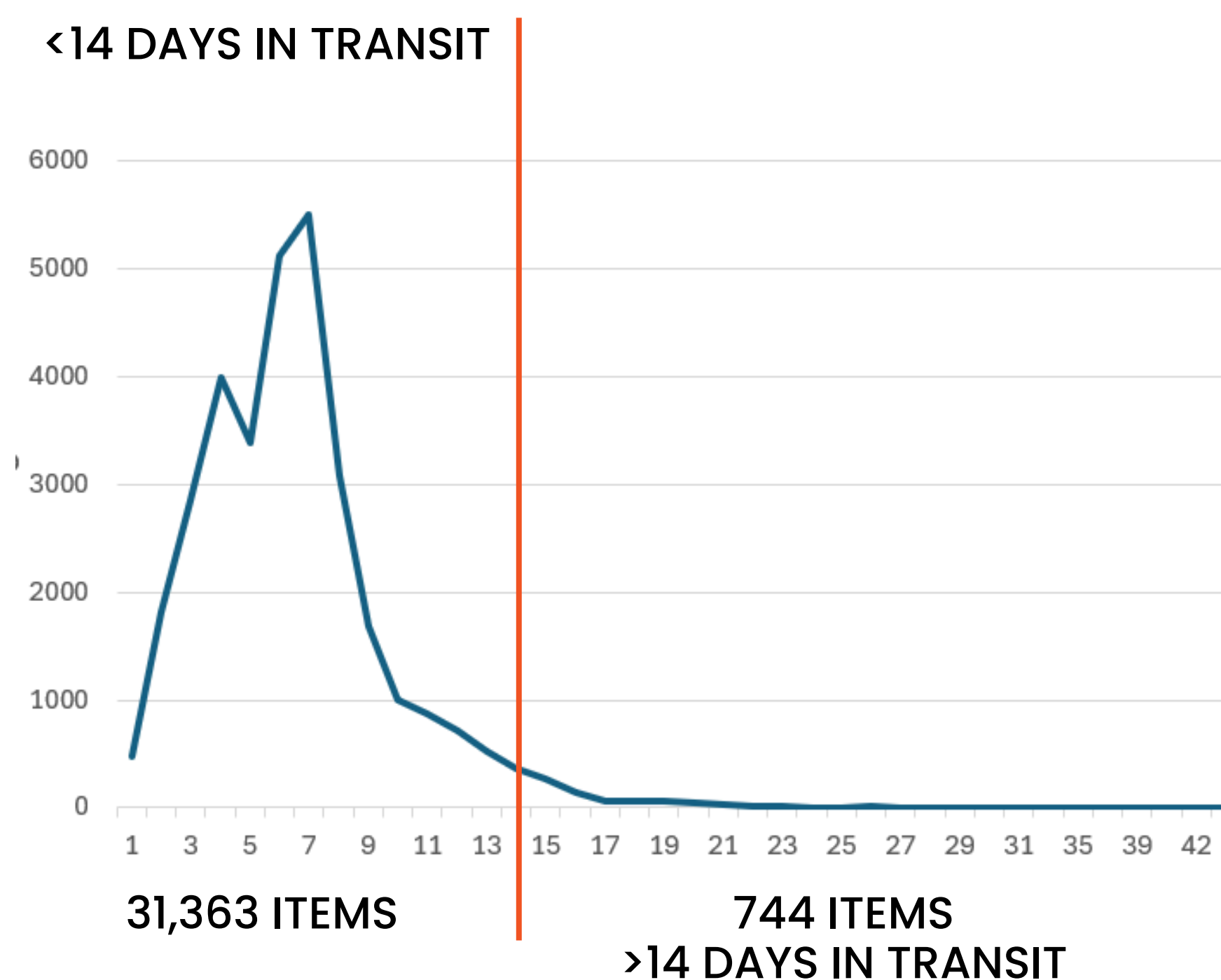
RESULTS OF THE STUDY: 50 DAYS OF IN-TRANSIT DATA

During the study period **32,107** items were delivered.

Of those, 97.7% were in transit 14 days or less (31,363 items).

Items delivered between 15 and 20 days accounted for 2% (640 items). The remaining .3% (104 items) were in transit for more than 21 days.

CLiC recognizes that every item is considered important. Each item is attached to a patron's ILL request, or involves the return of material back to the owning library.

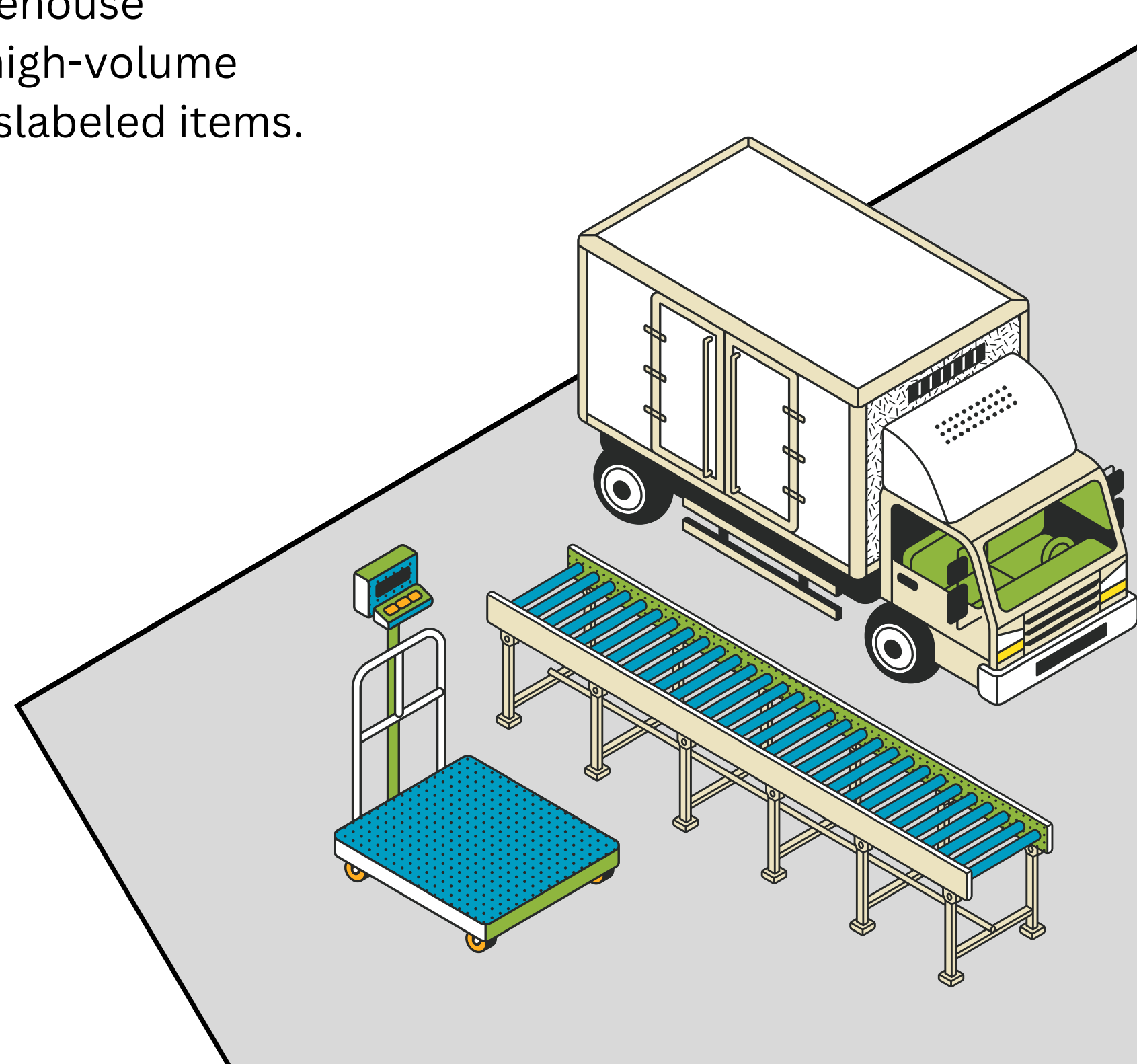


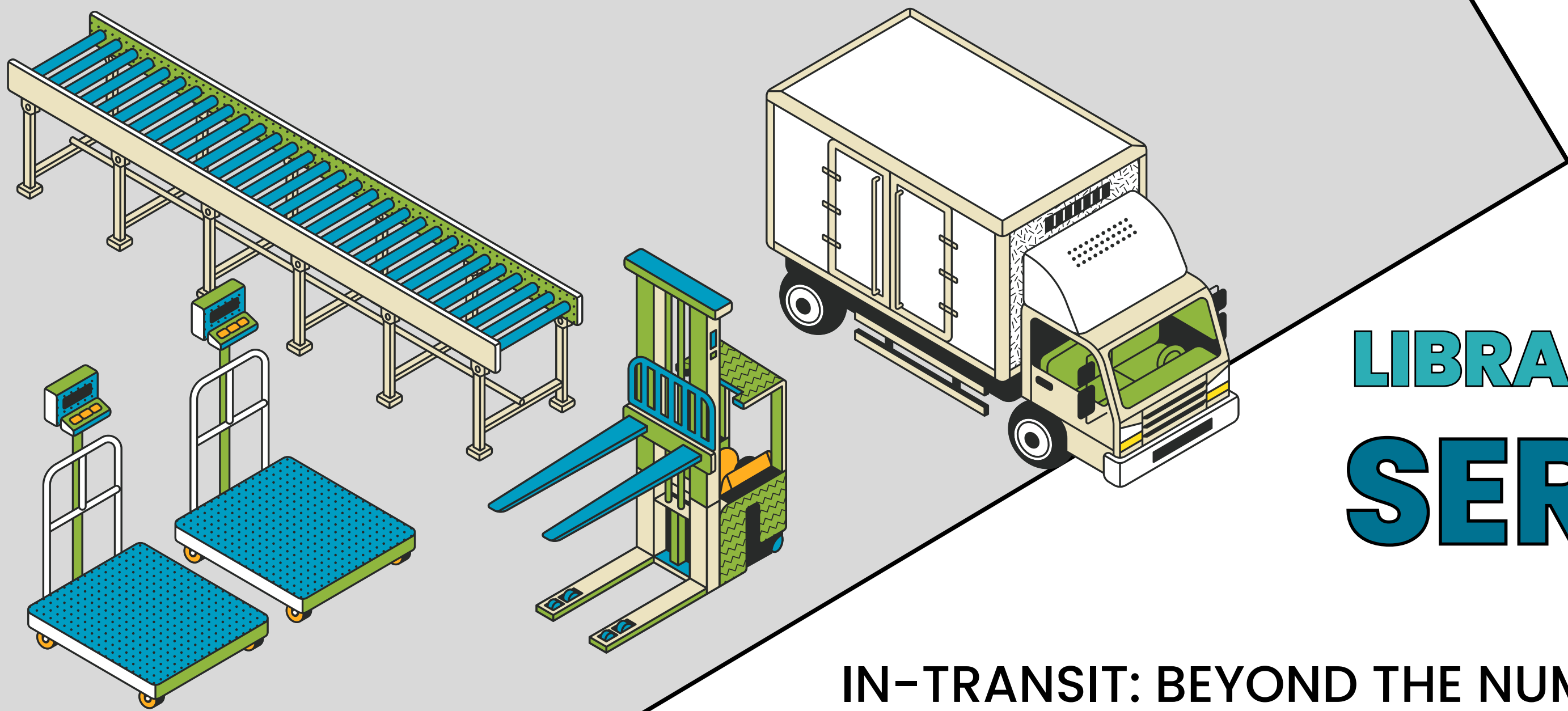
How does CLiC monitor material flow?

CLiC staff members visit the Western Peaks Logistics warehouse (Denver) weekly in order to check if WPL is experiencing high-volume material flow. Staff members also review and re-route mislabeled items.

CLiC will attempt to replicate its study with Marmot Library Network data, and potentially with Prospector data.

CLiC is continuing to review the details of the 15-20 day transit data to see if any specific patterns are present to explain those results, including library-specific or route-specific issues.





LIBRARY COURIER SERVICES

IN-TRANSIT: BEYOND THE NUMBERS

What affects In-Transit time?

- Geography and number of hubs or routes through which an item passes; Colorado's system involves 5 warehouse hubs and 68 unique routes.
- Period of time between when an item is put into "in-transit" mode (borrowed in ILS) and the next scheduled courier pickup -- depends on the library's staffing schedule and internal operations
- Illegible or missing courier slips - results in material delays.
- Pickup & delivery schedules: participating libraries may be on a 2, 3, 4 or 5-day schedule

IMPROVING ON THE 2.3% RATE (ITEMS IN TRANSIT >14 DAYS)

What can be done to improve In-Transit times?

- Continue monitoring by CLiC staff material flow across the state system
- Increase reporting by libraries when materials are in transit >14 days
- Fill out courier slips with CLiC's slip generator tool OR writing courier codes using black marker
- Pull, label and bundle ILLs as close as possible to the next scheduled courier pickup (dependent on local library staffing, schedules and operational practices)
- Process items received via Courier as soon as possible (dependent on local library staffing)

Number of days for delivery			
Days in Transit	Count of Items		
1	480	1.5%	1.5%
2	1810	5.6%	
3	2846	8.9%	
4	3986	12.4%	
5	3388	10.6%	
6	5118	15.9%	85.4%
7	5505	17.1%	
8	3090	9.6%	
9	1683	5.2%	
10	995	3.1%	
11	868	2.7%	
12	719	2.2%	10.8%
13	518	1.6%	
14	357	1.1%	
15	263	0.82%	
16	136	0.42%	
17	66	0.21%	
18	67	0.21%	2.0%
19	56	0.17%	
20	52	0.16%	



31,363 items | 1-14 days
640 items | 15-20 days
104 items | 21 days or more

Data details:
303,789 In-Transit records analyzed (Jan 28 - Mar 19)
Involving 83 Library/School locations on AspenCat
In-Transit data includes weekends