



SUMMER READING REFRESHED!

Beth Crist
Colorado State Library



Lisa Gonzalez
Santa Barbara Public Library



Why change?



Summer reading trends

- Outreach & partnering
- Family engagement
- Outcomes-based programs
- Early literacy component



Denver Public Library's Read with Me! Program

Instructions

- The **Read with Me** program is for children from birth until they enter kindergarten.
- Complete 8 activities in each column with your child and earn a prize!
- The Read with Me program runs from **June 2 - August 9.**
- Last day to register is **Saturday, July 26.**
- Saturday August 9 is the last day of Read with Me. Be sure to bring your booklet to the library by then to get all your prizes.
- Children must be present** to pick up each prize.
- Once prizes are available, only the first prize is available on the day you register.



Birth to 2 year-olds

Complete 8 activities in each column with your child and win prizes!

READ

- ☐ Read a book with your baby and describe the pictures
- ☐ Go to a library storytime
- ☐ Play I Spy with a letter or object while reading a book
- ☐ Have your child repeat words and sounds and turn the pages while sharing a book
- ☐ Read something for yourself

SING

- ☐ Sing the alphabet song
- ☐ Sing a song with your child while riding in the car or the bus
- ☐ Recite a nursery rhyme
- ☐ Sing the same song at bedtime
- ☐ Sing a song or rhyme with actions

TALK

- ☐ Repeat back the sounds and words you hear your child say
- ☐ Take a walk and tell your child what you see
- ☐ Look at animal pictures and teach your child their sounds
- ☐ Encourage your child to repeat new words after you say them
- ☐ Talk about the activities you do with your child

WRITE

- ☐ Point out the letters in your child's name
- ☐ Let your child finger-paint with shaving cream during bathtime
- ☐ Name the shapes of objects
- ☐ Have your child color with a big crayon
- ☐ Write the names of family members for your child

PLAY

- ☐ Play peek-a-boo
- ☐ Build with blocks
- ☐ Play with playdough
- ☐ Pretend to be different animals
- ☐ Play with toys at bath time
- ☐ Put together puzzles with large pieces
- ☐ Bounce your child on your knee while singing a song
- ☐ Play I Spy with colors
- ☐ Play with stuffed animals
- ☐ Clap and dance to music

STAMP

STAMP

STAMP

PRIZE #1
Rubber Duckie
available June 14 - August 9

PRIZE #2
Free book
available June 28 - August 9

PRIZE #3
Free book
available July 12 - August 9

Early Literacy Activities get your child ready to read.

Research has shown that children must have these five experiences beginning at birth, so their brains and bodies are strong enough and ready for them to learn how to read and write when they enter school.

TALKING

Children learn language and pre-reading skills by listening to their parents and others talk. They also need to be able to ask questions and talk about what they are thinking and feeling. Talking, listening, and thinking of what to say, exercise different parts of their brain.

SINGING

Songs slow down language so children can hear the different sounds that make up words, especially rhymes. Songs are also a fun way to learn new and interesting words.

READING

Reading together is the single most important way to help children get ready to read. It introduces new words and teaches them about the world. Children who are read to are more likely to want to learn to read, and read for the rest of their lives.

WRITING

Writing is more difficult than reading and children need years of practice to get their fingers and minds ready. They must be able to organize their thoughts and know their letters and the sounds that they make.

PLAYING

Play helps children learn how to put their thoughts into words. It helps them combine what they are doing with what they are thinking and saying. Children learn through their 5 senses. Play allows them to explore and discover their world. Everyone always learns more when they are having fun!



Las actividades de alfabetización temprana preparan a tu hijo a prepararse para leer.

Según la investigación, los niños necesitan estas cinco experiencias, empezando al nacer, para que sus cerebros y cuerpos estén suficientemente fuertes y preparados para aprender a leer y escribir al empezar la escuela.

HABLAR

Los niños aprenden lenguaje y las habilidades de pre-lectura al escuchar mientras sus padres y otros conversan. También necesitan poder hacer preguntas y hablar de lo que están pensando y lo que se sienten. Las actividades de hablar, escuchar y pensar en qué decir ejercitan diferentes partes del cerebro.

CANTAR

Las canciones desaceleran el ritmo del lenguaje para que los niños puedan oír los distintos sonidos que forman palabras, especialmente las rimas. Las canciones son una manera divertida de aprender palabras nuevas e interesantes también.

LEER

Leer juntos es la manera más importante de ayudar a los niños a prepararse para leer. Los introduce a palabras nuevas y les enseña sobre el mundo. Los niños que leen son los niños que tienen más probabilidad de querer aprender a leer y luego leer por el resto de su vida.

ESCRIBIR

Escribir es más difícil que leer y los niños necesitan años de práctica para preparar los dedos y la mente. Necesitan poder organizar sus pensamientos y saber las letras del abecedario y los sonidos correspondientes.

JUGAR

La actividad de jugar ayuda a los niños a convertir sus pensamientos en palabras. Los ayuda a conectar lo que están haciendo con lo que están pensando y diciendo. Los niños aprenden a través de los 5 sentidos. El jugar les da la oportunidad de explorar y descubrir su mundo. Todos aprendemos mejor cuando nos estamos divirtiendo.

3 year-olds and up

Complete 8 activities in each column with your child and win prizes!

READ

- ☐ Read a book about your child's favorite interest
- ☐ Talk about what is happening in the story while reading a book
- ☐ Talk about the pictures before reading a book
- ☐ Read something for yourself while your child is looking at a book
- ☐ Go to a library storytime

SING

- ☐ Sing one of your child's favorite songs
- ☐ Learn a new song from a friend or a CD
- ☐ Sing a song while you pick up toys
- ☐ Teach your child a new nursery rhyme
- ☐ Sing a song or rhyme with actions

TALK

- ☐ After reading a book, have your child retell the story
- ☐ After going somewhere special, talk about what happened
- ☐ While shopping, talk about what you see and buy
- ☐ Encourage your child to learn new words
- ☐ At bedtime, talk about your child's day

WRITE

- ☐ Have your child write his/her name on drawings and cards
- ☐ Write down what your child says about a drawing
- ☐ Write a grocery list together
- ☐ Cut out letters from a magazine to make words
- ☐ Help your child draw shapes

PLAY

- ☐ Read a book and have your child act out the story
- ☐ Play tea party or restaurant with your child
- ☐ Help your child make up stories from pictures in a magazine
- ☐ Play simple board games
- ☐ Encourage your child to tell stories using stuffed animals or action figures
- ☐ Put simple puzzles together
- ☐ Pretend to be different animals
- ☐ Play I Spy with letters of the alphabet
- ☐ Pretend to have conversations over the telephone
- ☐ Clap and dance to music

STAMP

STAMP

STAMP

PRIZE #1
Rubber Duckie
available June 14 - August 9

PRIZE #2
Free book
available June 28 - August 9

PRIZE #3
Free book
available July 12 - August 9



Finish the program and enter the drawing at your branch to win a pair of free tickets to the Children's Museum of Denver!

¡Completa el programa e insíbete en el sorteo de tu biblioteca para ganar un paquete de cuatro entradas familiares al Museo de los Niños de Denver!



More trends: Summer *learning*

- Community-wide programs
- Volunteer & service learning projects
- STEAM & maker programming



Summer learning in action

- 21st Century skills
- Experiential & self-directed learning



More trends

Incentives:

- Intrinsic motivation
- Books only
- Social event
- Donating to cause
- Intangible
- None!




Read a book, Add a Pom-Pom!

Find out what others are reading
and what they think about it. Add
your own with a six-word review.

Book rating:



These book covers are for the same YA title, published in different countries. What's the book?



Juntos Leemos Project



Why incorporate a sibling reading element in your summer reading program?

City of Santa Barbara - Santa Barbara Public Library System

Our Pilot Year: the Siblings Project

March 2013-Feb 2014



Small Change, Big Results

17.

18.

19.

20.

21.

22.

23.

24.

25.


Felicidades!


Has leído **25** libros este verano!

Ven a la biblioteca para recibir un certificado.

Read Together! ★ ¡Leemos Juntos!

Book #	Book #	Book #	Book #	Book #
--------	--------	--------	--------	--------

 1359256 © Highsmith LLC 2013




More Publicity = More Participation



Summer Campers: Bring them to the Library!



Lesson Learned:




SRP Incentives that promote sibling or buddy reading change children's reading habits.

Changes: Go BIG or go small



Evaluation

How do you evaluate program changes for effectiveness, engagement, and interest?



Want to learn more?

Bibliography with lots of great out-of-the-box summer reading examples:

<http://cslinsession.cvlites.org/>

